



**TOURISM
NORTHERN
IRELAND**

NISRA Accommodation Performance Report

May 2024

Data Source :



Northern Ireland Statistics and Research Agency (NISRA) accommodation statistics for year-to-date (YTD) January-May 2024 indicate hotel room occupancy and bed occupancy both increased by 1 percentage point compared to YTD 2023. Room sales increased by 6% and bed sales increased by 5% compared to the same period in 2023. Hotel stock increased by 5% at end of April 2024, compared to April 2023.

NI YTD '24 Room Occupancy

64%

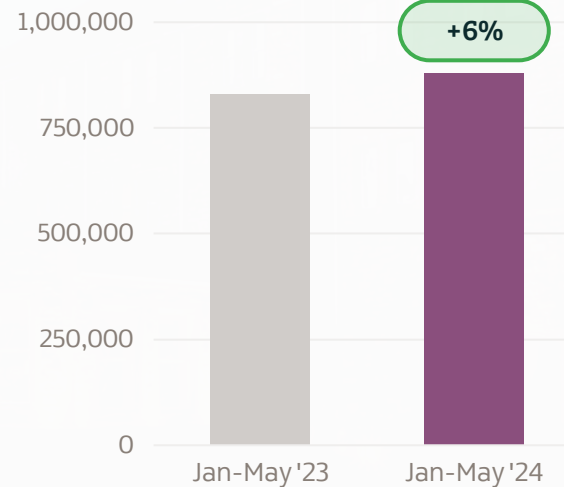
+1pp vs YTD '23

NI YTD '24 Bed Occupancy

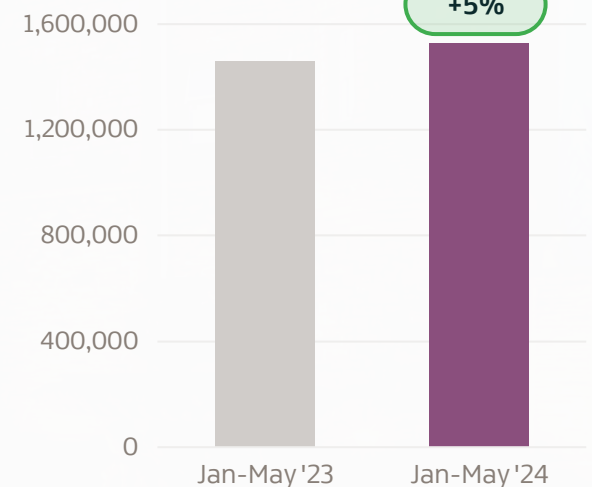
49%

+1pp vs YTD '23

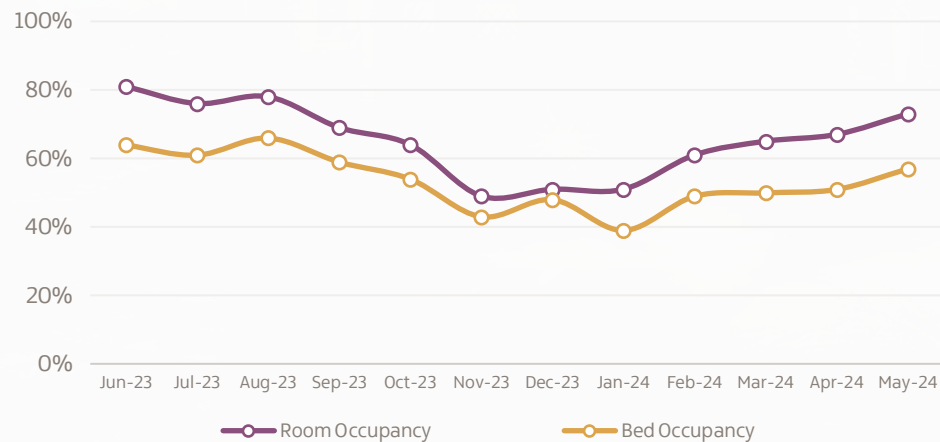
NI YTD '24 Room Sales vs YTD '23



NI YTD '24 Bed Sales vs YTD '23



NI Monthly Room & Bed Occupancy over the last 12 months



NI Hotel Accommodation Stock as at end April 2024 vs previous year



137 Hotels

+5%



9,095 Rooms

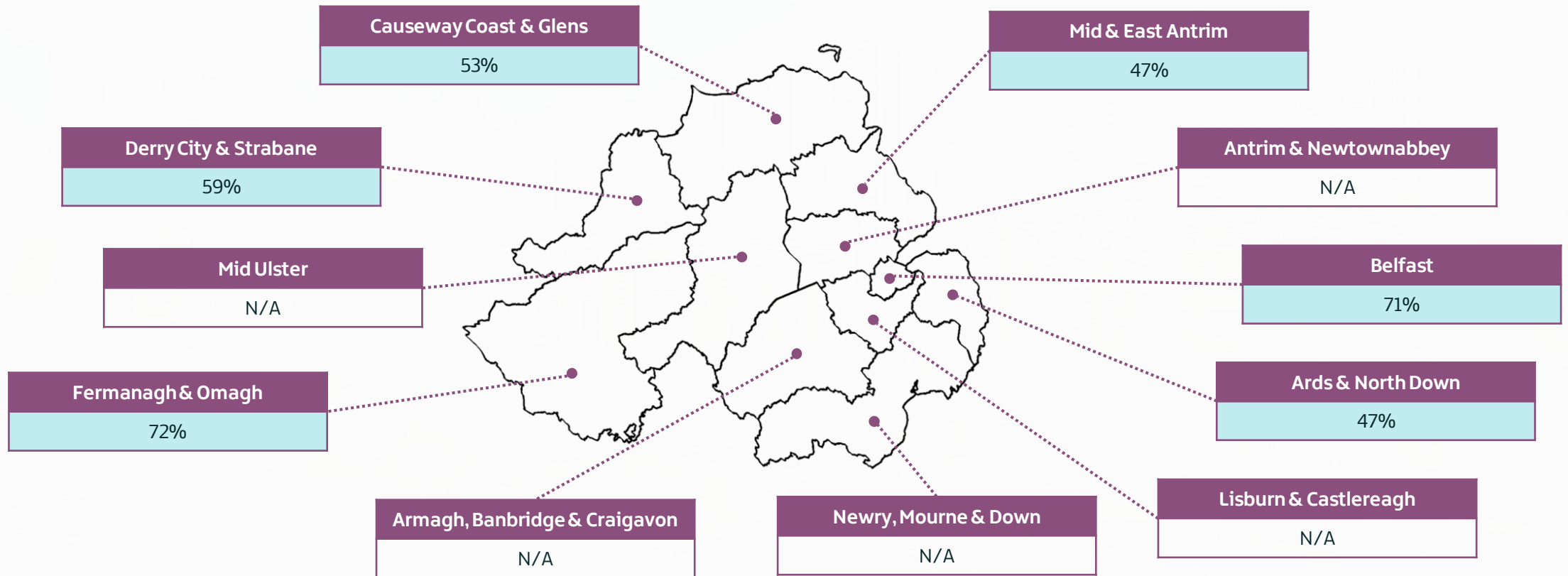
+5%



20,542 Beds

+5%

Room occupancy varied across the Local Government Districts (LGDs) during 2024 YTD (January-May). Fermanagh and Omagh LGD recorded the highest room occupancy (72%), followed closely by Belfast LGD (71%). Below are the room occupancy figures for 2024 YTD. Figures are not available for some LGDs due to the sample size being too small to provide a reliable estimate.



NISRA accommodation statistics for year-to-date (YTD) 2024 indicate small service room and bed occupancy (guesthouses, guest accommodation and B&Bs) increased by 5 percentage points and 2 percentage points respectively compared with YTD 2023. Room sales increased by 18% compared to May 2023. Total small service stock increased by 5% at end of April 2024, compared to April 2023.

NI YTD'24 Room Occupancy

38%

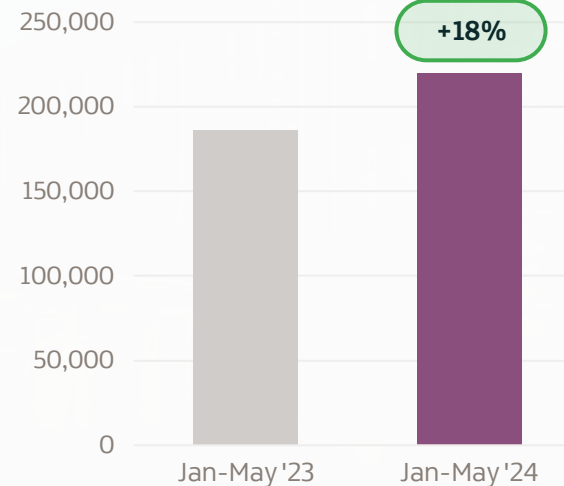
+5pps vs YTD '23

NI YTD'24 Bed Occupancy

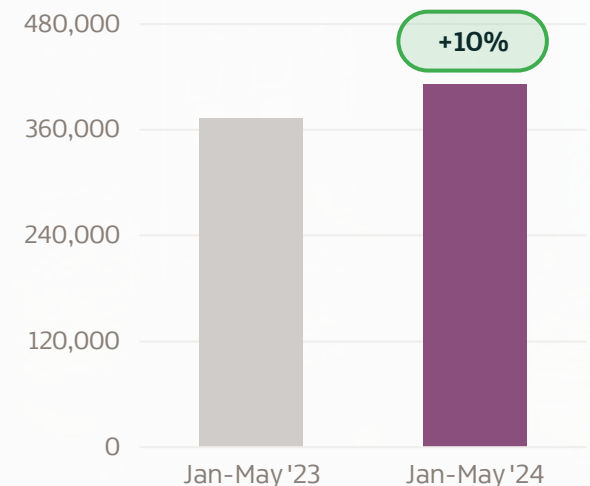
32%

+2pps vs YTD '23

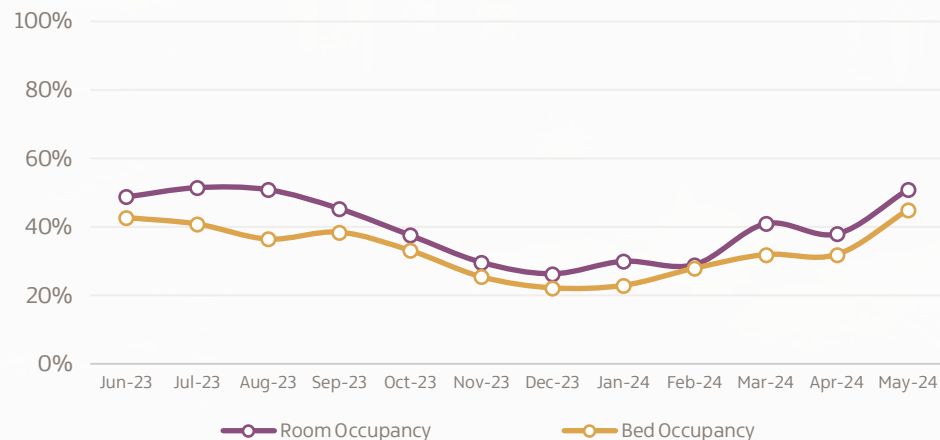
NI YTD'24 Room Sales vs YTD'23



NI YTD'24 Bed Sales vs YTD'23



NI Monthly Room & Bed Occupancy over the last 12 months



NI Small Service Accommodation Stock as at end April 2024 vs previous year

64 Guesthouses

-5%

404 Guest accommodation

-4%

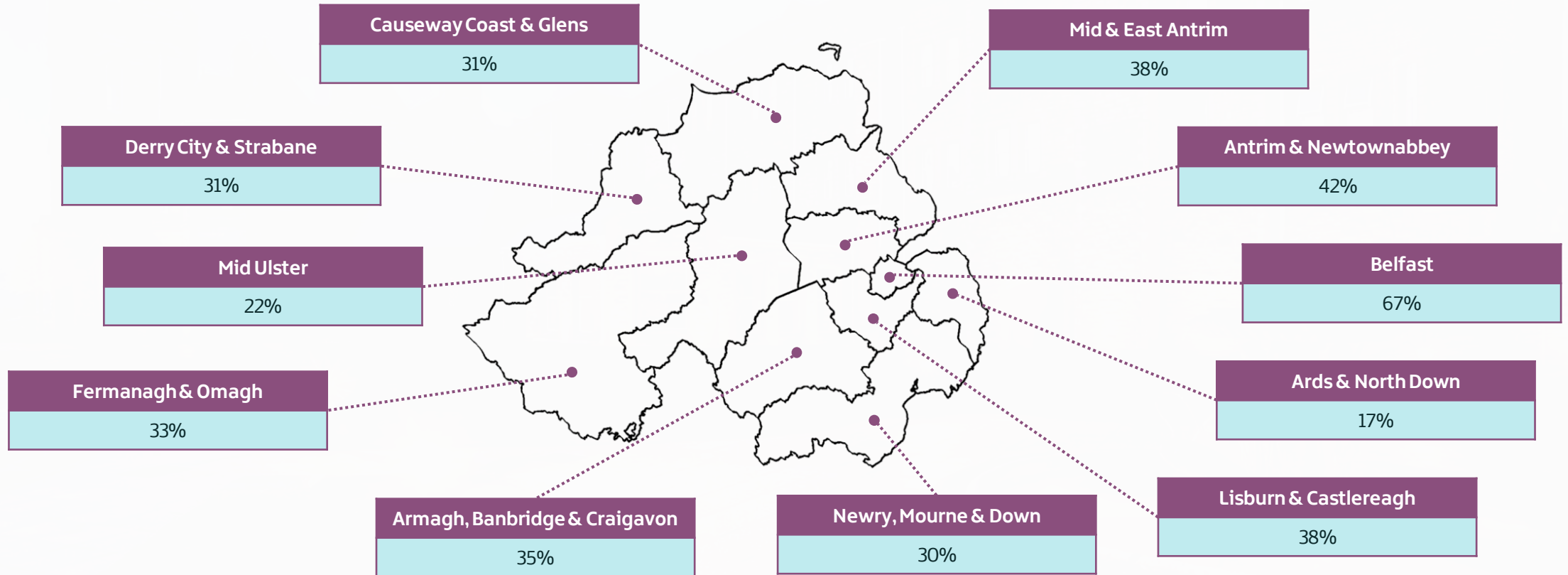
446 B&Bs

+18%

914 Total Stock

+5%

Room occupancy varied across Local Government Districts (LGDs) during 2024 YTD (January-May). Belfast City LGD recorded the highest room occupancy (67%), followed by Antrim & Newtownabbey (42%). Below are the room occupancy figures for 2024 YTD.



Notes:

- The Northern Ireland Statistics & Research Agency (NISRA) collect hotel and small service accommodation data through their monthly hotel survey and small service survey using a census of Northern Ireland accommodation.
- Small Service accommodation is made up of Guesthouses, Guest Accommodation and B&Bs. Further information on the accommodation categories can be found [here](#).
- Stock used for monthly occupancy is based on the stock at the end of previous month.
- The data has been weighted for non-response, assuming no non-response bias and weighted by local authority and size. Due to different response rates to different parts of the questionnaire, there are different weights for arrivals, guests and weekend/weekday splits.
- Local government district data can only be provided when the sample size is large enough to provide a reliable estimate.



**TOURISM
NORTHERN
IRELAND**