



**TOURISM  
NORTHERN  
IRELAND**

# NISRA Accommodation Performance Report

---

June 2024

Data Source:



Northern Ireland Statistics and Research Agency (NISRA) accommodation statistics for year-to-date (YTD) January-June 2024 indicate hotel room occupancy and bed occupancy both remained on par with the same YTD period in 2023. Room sales increased by 5% and bed sales increased by 4% compared to YTD 2023. Hotel stock also increased by 5% at end of May 2024, compared to May 2023.

### NI YTD '24 Room Occupancy

# 66%

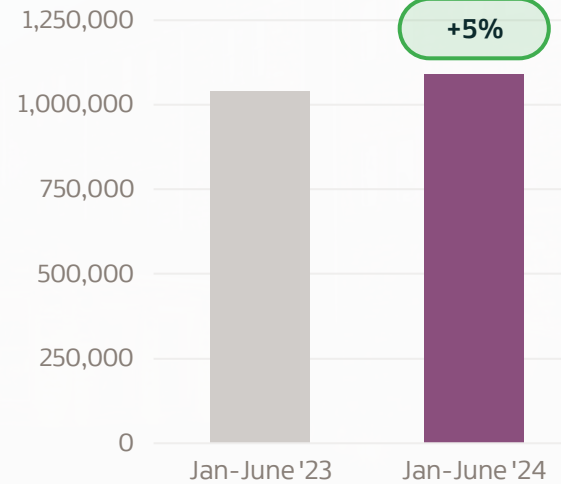
No change vs YTD '23

### NI YTD '24 Bed Occupancy

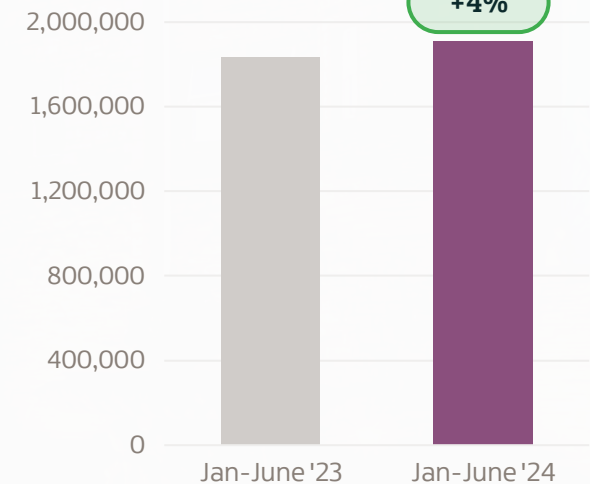
# 51%

No change vs YTD '23

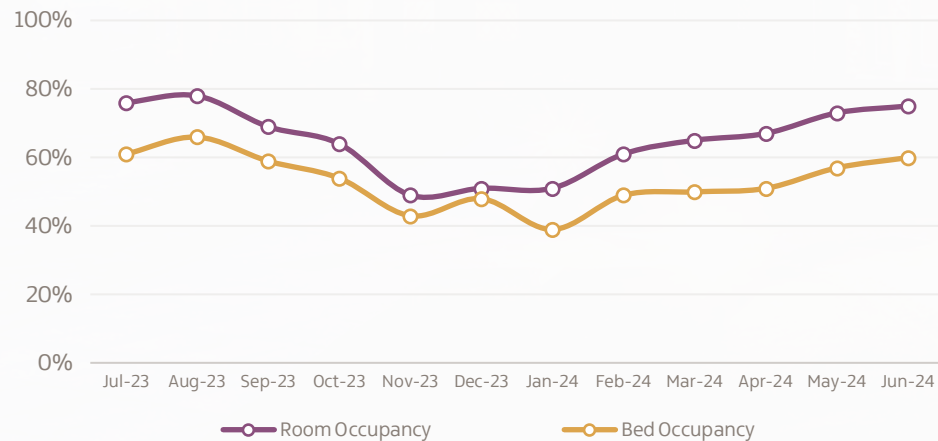
### NI YTD '24 Room Sales vs YTD '23



### NI YTD '24 Bed Sales vs YTD '23



### NI Monthly Room & Bed Occupancy over the last 12 months



### NI Hotel Accommodation Stock as at end May 2024 vs previous year



## 138 Hotels

+5%



## 9,265 Rooms

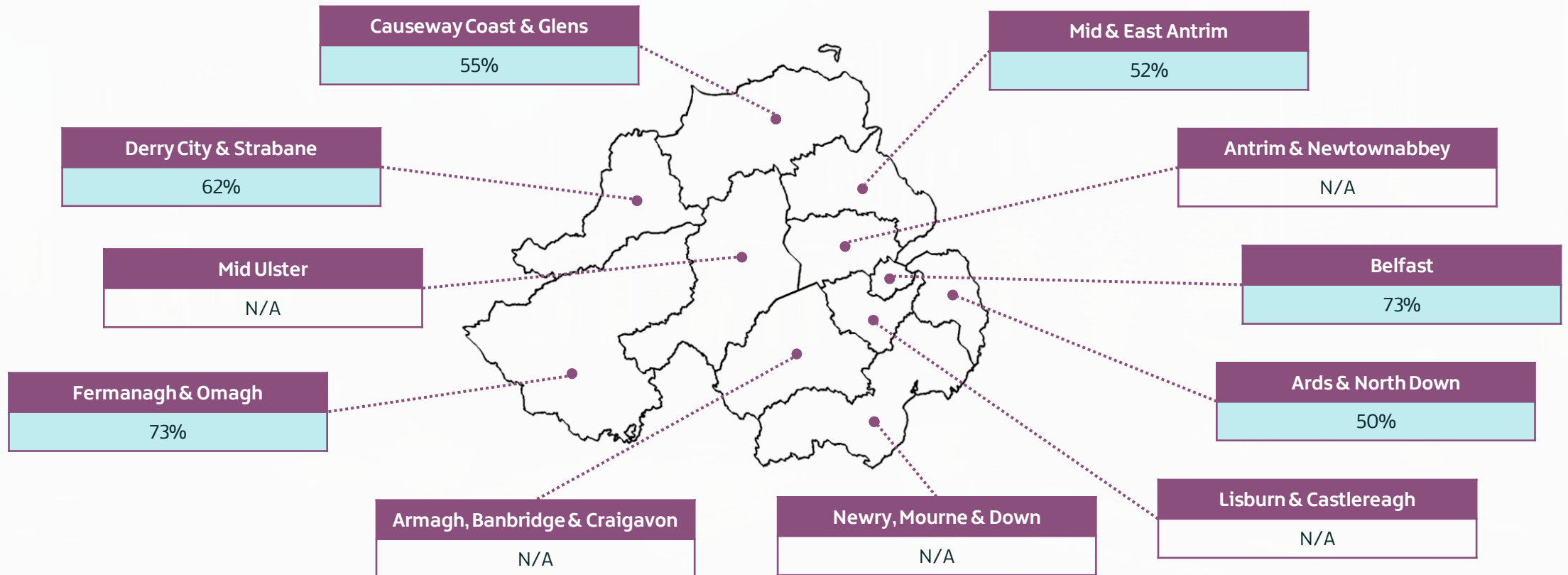
+7%



## 20,880 Beds

+7%

Room occupancy varied across the Local Government Districts (LGDs) during 2024 YTD (January-June). Belfast LGD and Fermanagh and Omagh LGD recorded the highest room occupancy (73%). Below are the room occupancy figures for 2024 YTD. Figures are not available for some LGDs due to the sample size being too small to provide a reliable estimate.



NISRA accommodation statistics for year-to-date (YTD) 2024 indicate small service room and bed occupancy (guesthouses, guest accommodation and B&Bs) increased by 4 percentage points and 2 percentage points respectively compared with YTD 2023. Room sales increased by 15% compared to June 2023. Total small service stock increased by 4% at end of May 2024, compared to May 2023.

### NI YTD'24 Room Occupancy

**40%**

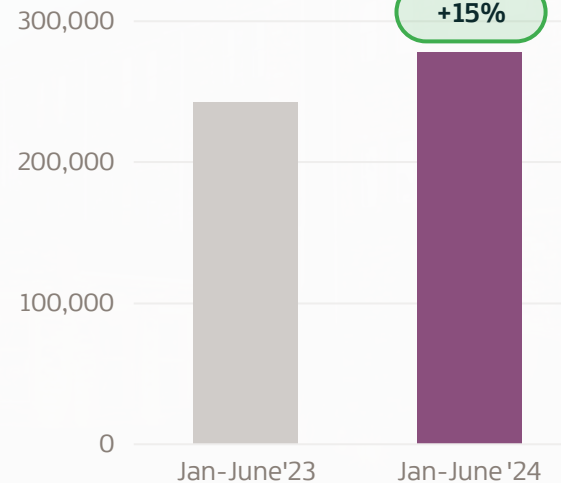
+4pps vs YTD '23

### NI YTD'24 Bed Occupancy

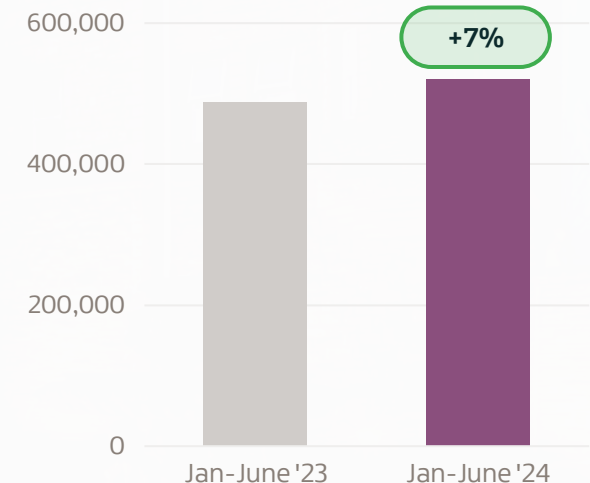
**34%**

+2pps vs YTD '23

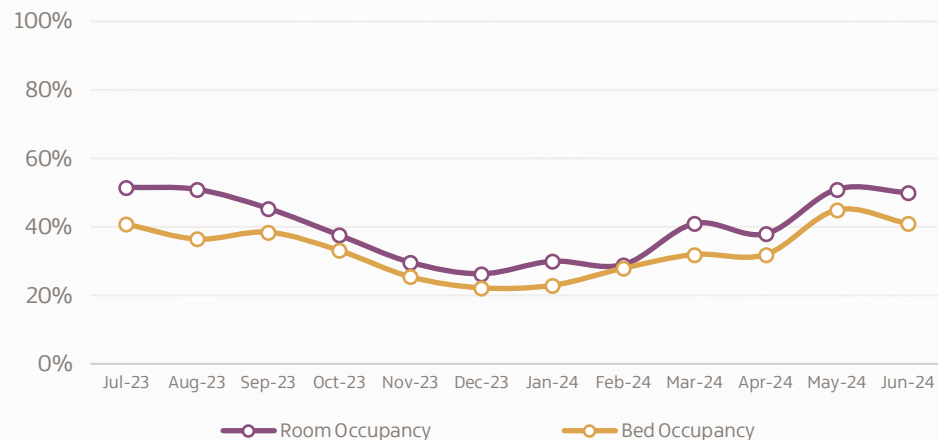
### NI YTD'24 Room Sales vs YTD'23



### NI YTD'24 Bed Sales vs YTD'23



### NI Monthly Room & Bed Occupancy over the last 12 months



### NI Small Service Accommodation Stock as at end May 2024 vs previous year

**65 Guesthouses**

-2%

**401 Guest accommodation**

-6%

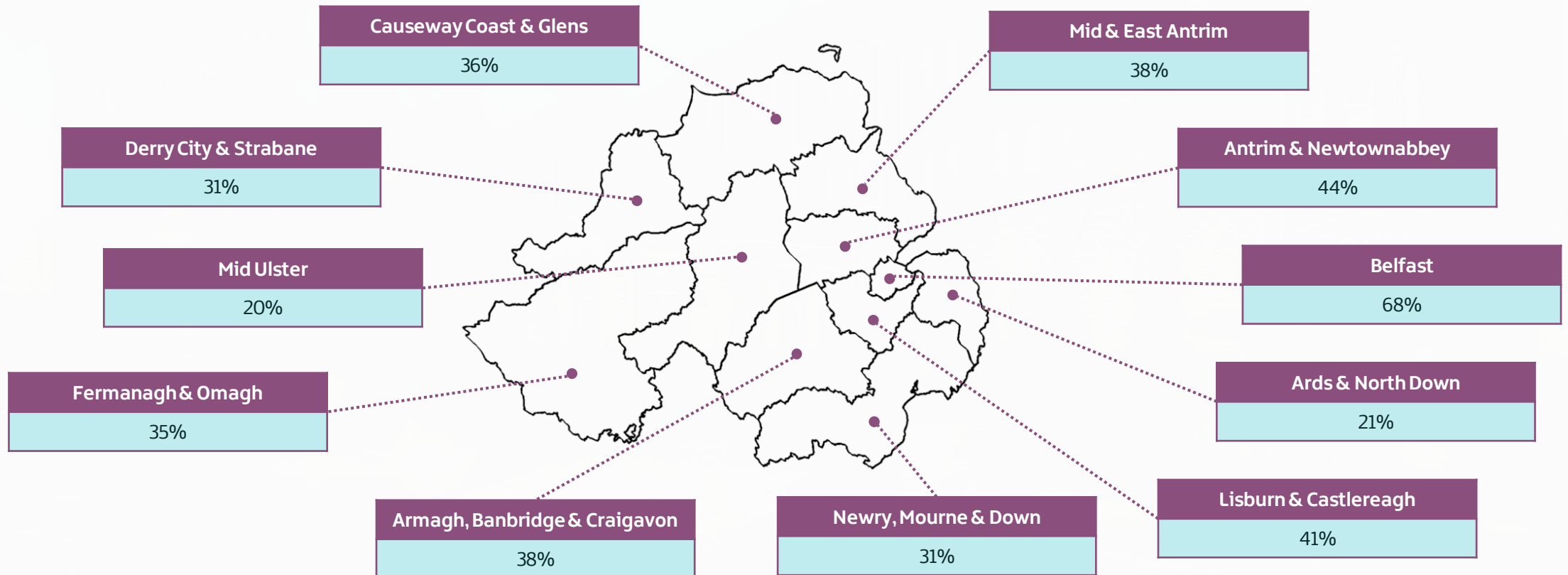
**455 B&Bs**

+16%

**921 Total Stock**

+4%

Room occupancy varied across Local Government Districts (LGDs) during 2024 YTD (January-June). Belfast City LGD recorded the highest room occupancy (68%), followed by Antrim & Newtownabbey (44%). Below are the room occupancy figures for 2024 YTD.



# Notes:

- The Northern Ireland Statistics & Research Agency (NISRA) collect hotel and small service accommodation data through their monthly hotel survey and small service survey using a census of Northern Ireland accommodation.
- Small Service accommodation is made up of Guesthouses, Guest Accommodation and B&Bs. Further information on the accommodation categories can be found [here](#).
- Stock used for monthly occupancy is based on the stock at the end of previous month.
- The data has been weighted for non-response, assuming no non-response bias and weighted by local authority and size. Due to different response rates to different parts of the questionnaire, there are different weights for arrivals, guests and weekend/weekday splits.
- Local government district data can only be provided when the sample size is large enough to provide a reliable estimate.



**TOURISM  
NORTHERN  
IRELAND**