



**TOURISM
NORTHERN
IRELAND**

NISRA Accommodation Performance Report

February 2024

Data Source :



Northern Ireland Statistics and Research Agency (NISRA) accommodation statistics for February 2024 indicate hotel room occupancy experienced a minor decline, while bed occupancy saw growth of 3 percentage points, compared to February 2023. Room sales were above those achieved in February 2023 and bed sales increased by 15%. Year-to-date (YTD) comparisons for January-February 2024 vs 2023 are not currently available.

NI Feb '24 Room Occupancy

61%

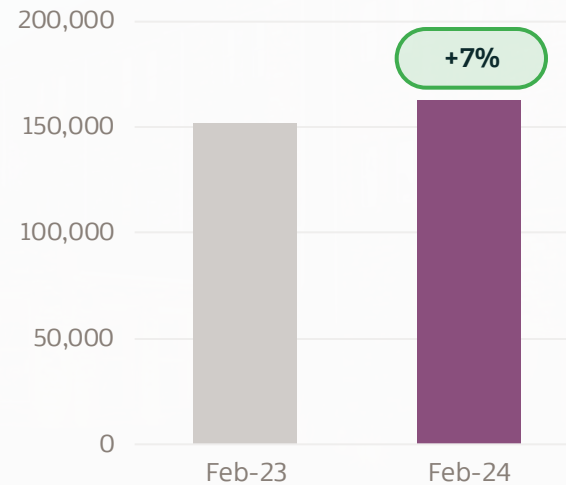
-1pp vs Feb 2023

NI Feb '24 Bed Occupancy

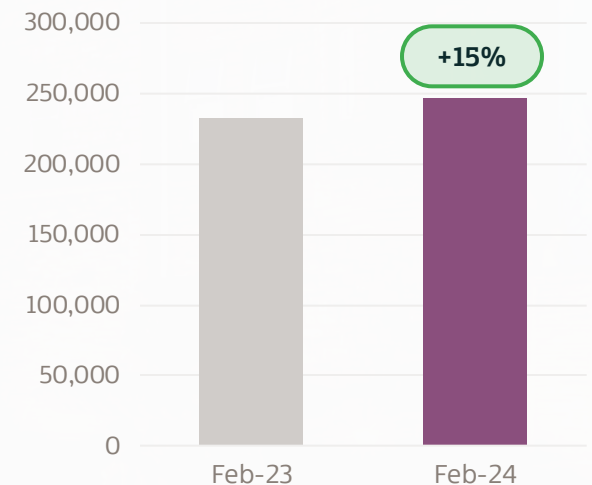
49%

+3pps vs Feb 2023

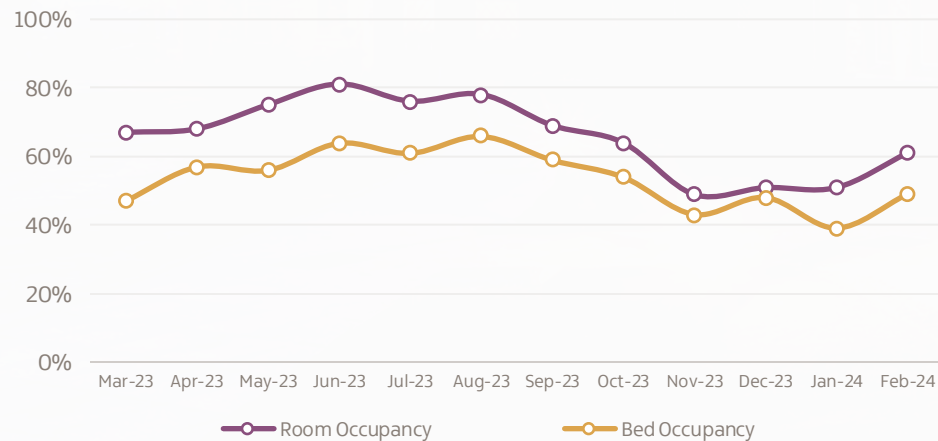
NI Feb '24 Room Sales vs Feb '23



NI Feb '24 Bed Sales vs Feb '23



NI Monthly Room & Bed Occupancy over the last 12 months



NI Hotel Accommodation Stock as at end January 2024 vs previous year



134 Hotels

+5%



9,166 Rooms

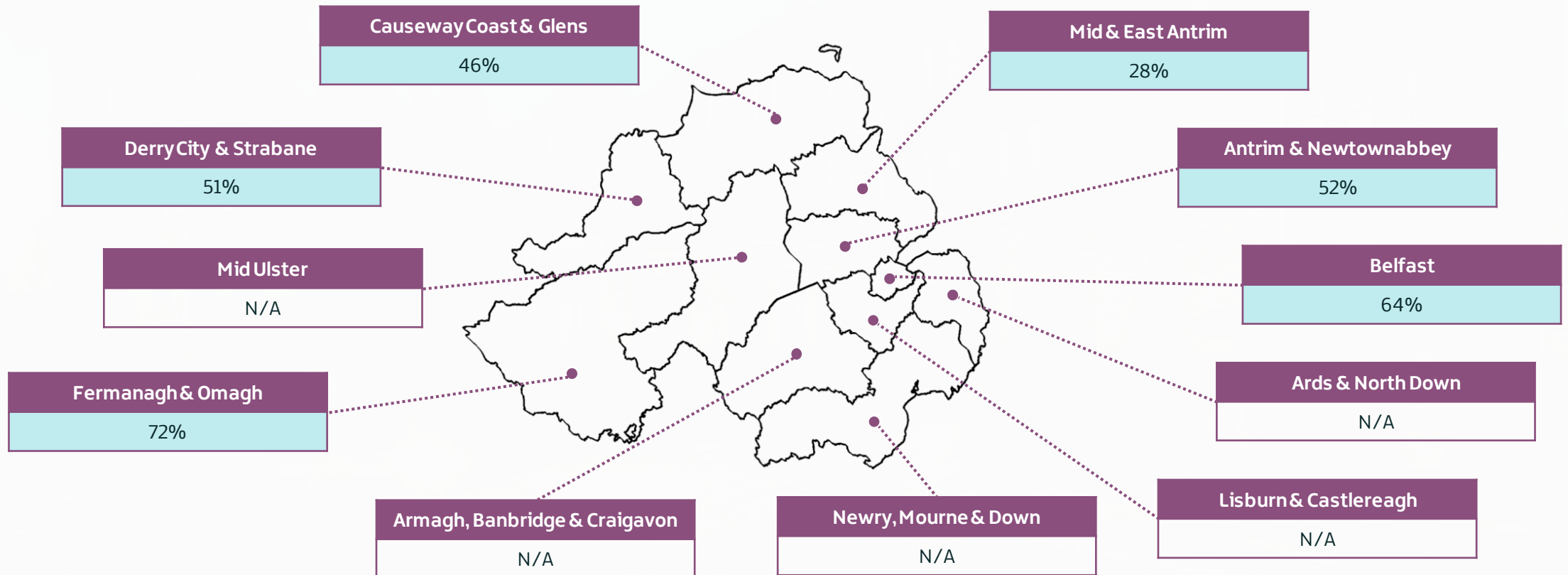
+6%



20,516 Beds

+4%

Room and bed-space occupancy varied across the Local Government Districts (LGDs) which these metrics are available for during 2024 YTD (January-February). Fermanagh and Omagh LGD recorded the highest room occupancy (72%), followed by Belfast LGD (64%). Comparisons with January-February 2023 are not currently available.



NISRA accommodation statistics for February 2024 indicate small service room occupancy (guesthouses, guest accommodation and B&Bs) experienced small increases compared with February 2023. Room occupancy for the month of February 2024 increased by 4 percentage points, while room sales increased by 18% compared to the same period in 2023. Total small service stock increased by 2% at end of January 2024, compared to January 2023.

NI Feb '24 Room Occupancy

29%

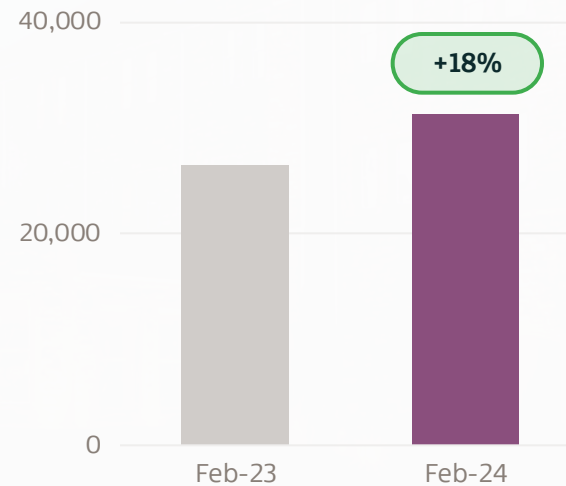
+4pps vs Feb 2023

NI Feb '24 Bed Occupancy

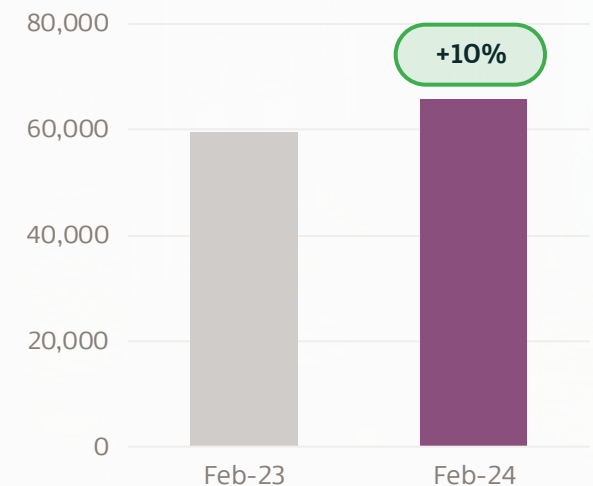
28%

+1pp vs Feb 2023

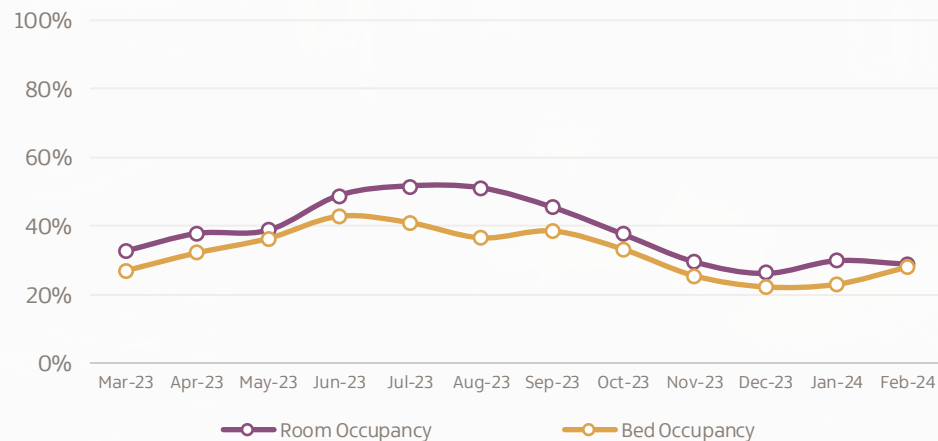
NI Feb '24 Room Sales vs Feb '23



NI Feb '24 Bed Sales vs Feb '23



NI Monthly Room & Bed Occupancy over the last 12 months



NI Small Service Accommodation Stock as at end January 2024 vs previous year



58 Guesthouses

-11%



423 Guest accommodation

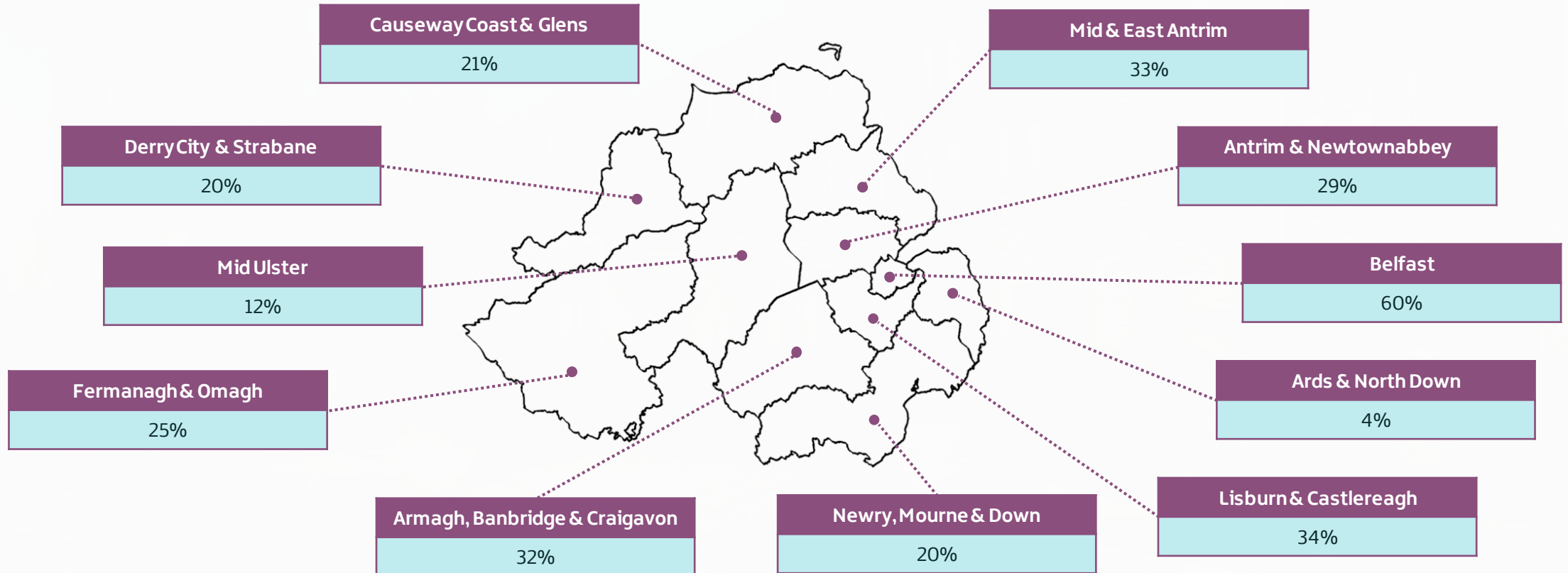
+16%



368 B&Bs

-8%

Room and bed-space occupancy varied across Local Government Districts (LGDs) during 2024 YTD (January-February). Belfast City LGD recorded the highest room occupancy (60%), followed by Lisburn & Castlereagh (34%). Comparisons with January-February 2023 are not currently available.



Notes:

- The Northern Ireland Statistics & Research Agency (NISRA) collect hotel and small service accommodation data through their monthly hotel survey and small service survey using a census of Northern Ireland accommodation.
- Small Service accommodation is made up of Guesthouses, Guest Accommodation and B&Bs. Further information on the accommodation categories can be found [here](#).
- Stock used for monthly occupancy is based on the stock at the end of previous month.
- The data has been weighted for non-response, assuming no non-response bias and weighted by local authority and size. Due to different response rates to different parts of the questionnaire, there are different weights for arrivals, guests and weekend/weekday splits.
- Local government district data can only be provided when the sample size is large enough to provide a reliable estimate.



**TOURISM
NORTHERN
IRELAND**

Data correct as of 02/05/2024