



TOURISM
NORTHERN
IRELAND

NISRA Accommodation Performance Report

February 2025

Data Source:



Northern Ireland Statistics and Research Agency (NISRA) data for year-to-date (January-February) 2025 indicate decreases for hotel occupancy and sales compared with the same period in 2024. February 2025 sales and occupancy were also below levels recorded for the same period in 2024. Hotel stock increased by 4% at the end of January 2025, compared with January 2024.

NI YTD '25 Room Occupancy

51%

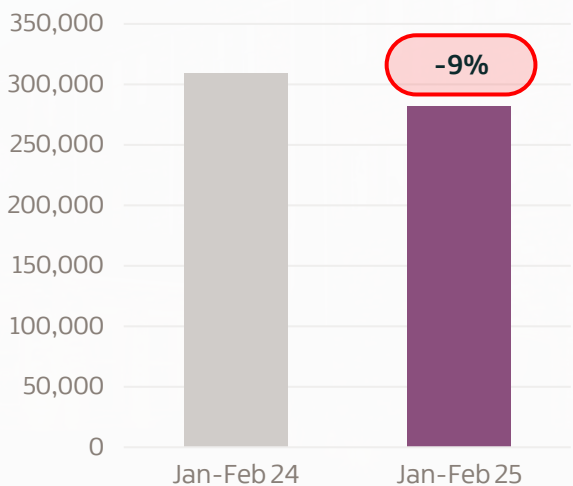
-8pps vs Jan-Feb 2024

NI YTD '25 Bed Occupancy

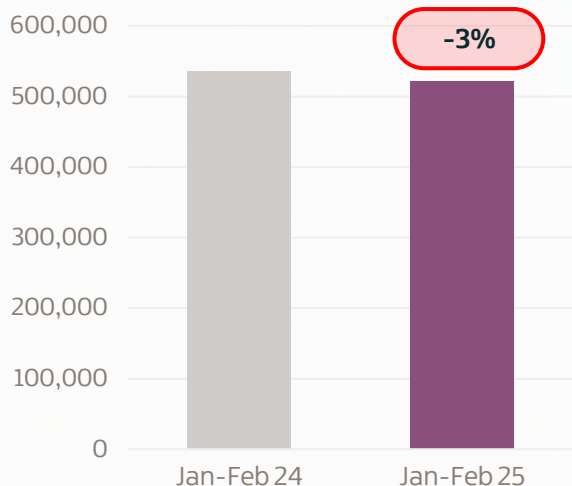
42%

-4pps vs Jan-Feb 2024

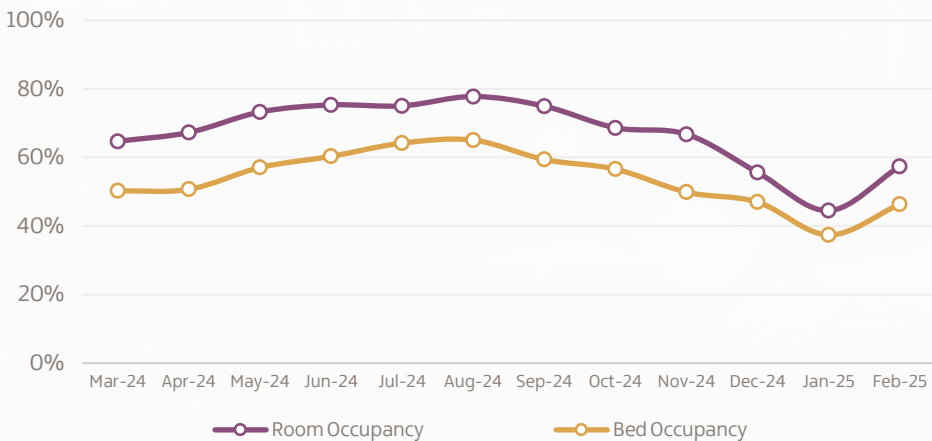
NI YTD '25 Room Sales vs previous year



NI YTD '25 Bed Sales vs previous year



NI Monthly Room & Bed Occupancy over the last 12 months



NI Accommodation Stock as at end January 2025 vs previous year



140 Hotels

+4%



9,565 Rooms

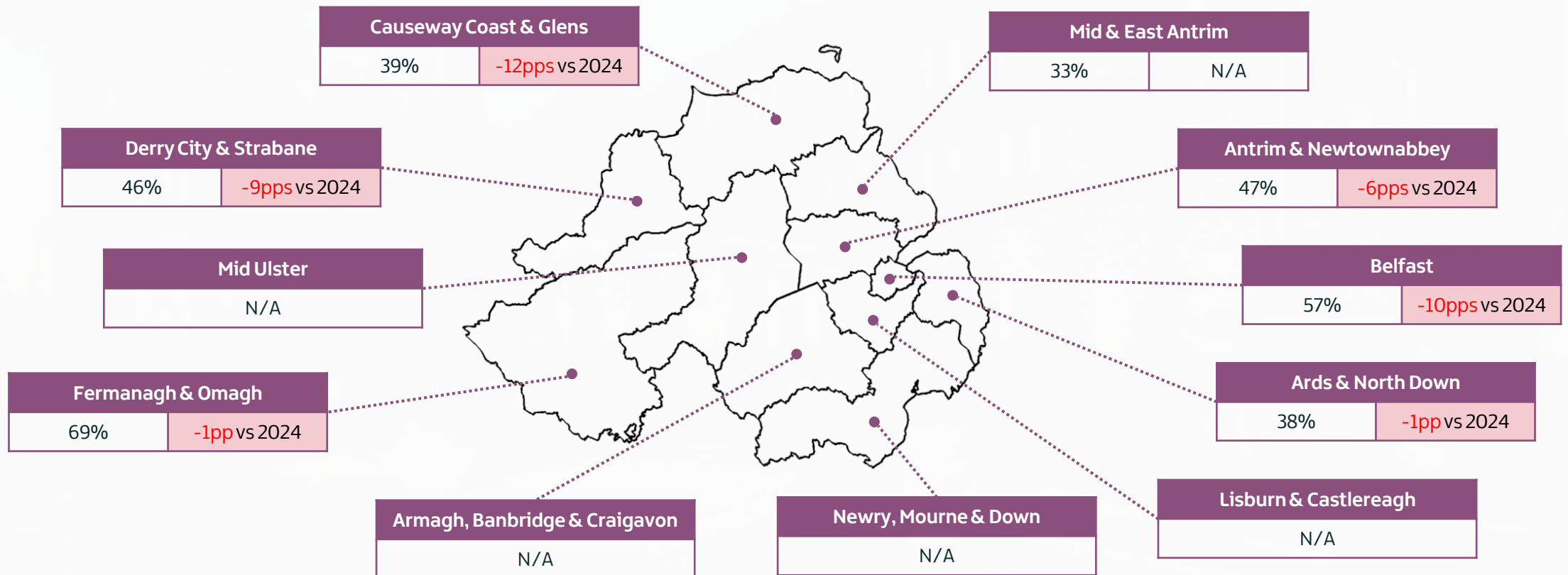
+4%



21,530 Beds

+5%

Room and bed-space occupancy varied across Local Government Districts (LGDs) for year-to-date (January-February) 2025. Fermanagh and Omagh LGD recorded the highest room occupancy (69%), followed by Belfast LGD (57%). Figures are not available for some LGDs due to the sample size being too small to provide a reliable estimate.



Northern Ireland Statistics and Research Agency (NISRA) accommodation statistics for year-to-date (January-February) 2025 indicate small service (guesthouse, guest accommodation, bed & breakfast) occupancy and sales experienced decreases compared to 2024. Room sales for the month of February 2025 increased by 4% percentage points compared to February 2024, and occupancy increased by 2 percentage points. Small service stock increased by 6%.

NI YTD '25 Room Occupancy

23%

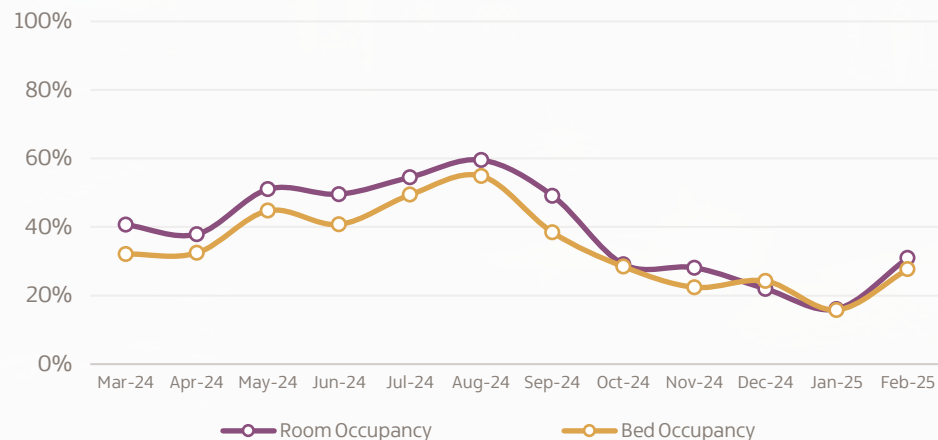
-10pps vs Jan-Feb 2024

NI YTD '25 Bed Occupancy

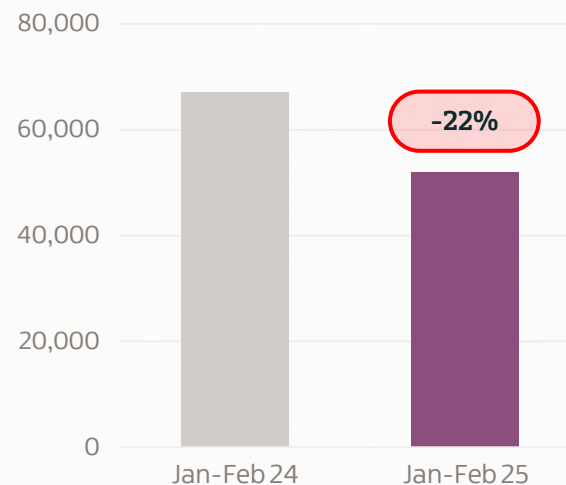
22%

-6pps vs Jan-Feb 2024

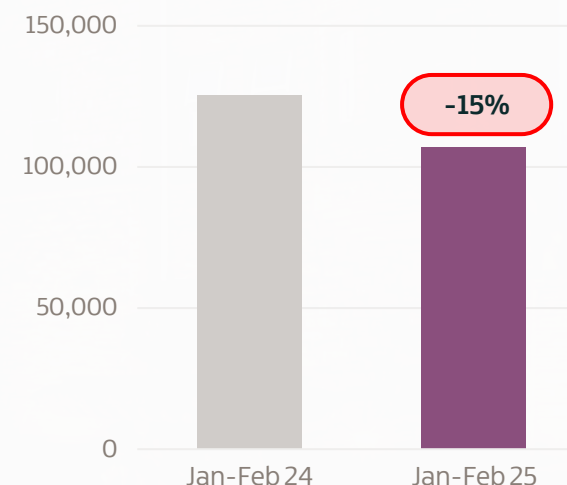
NI Monthly Room & Bed Occupancy over the last 12 months



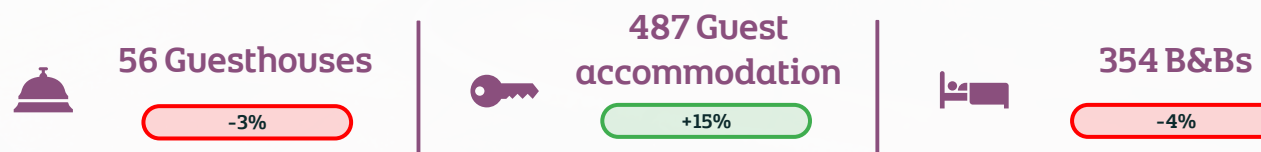
NI YTD '25 Room Sales vs previous year



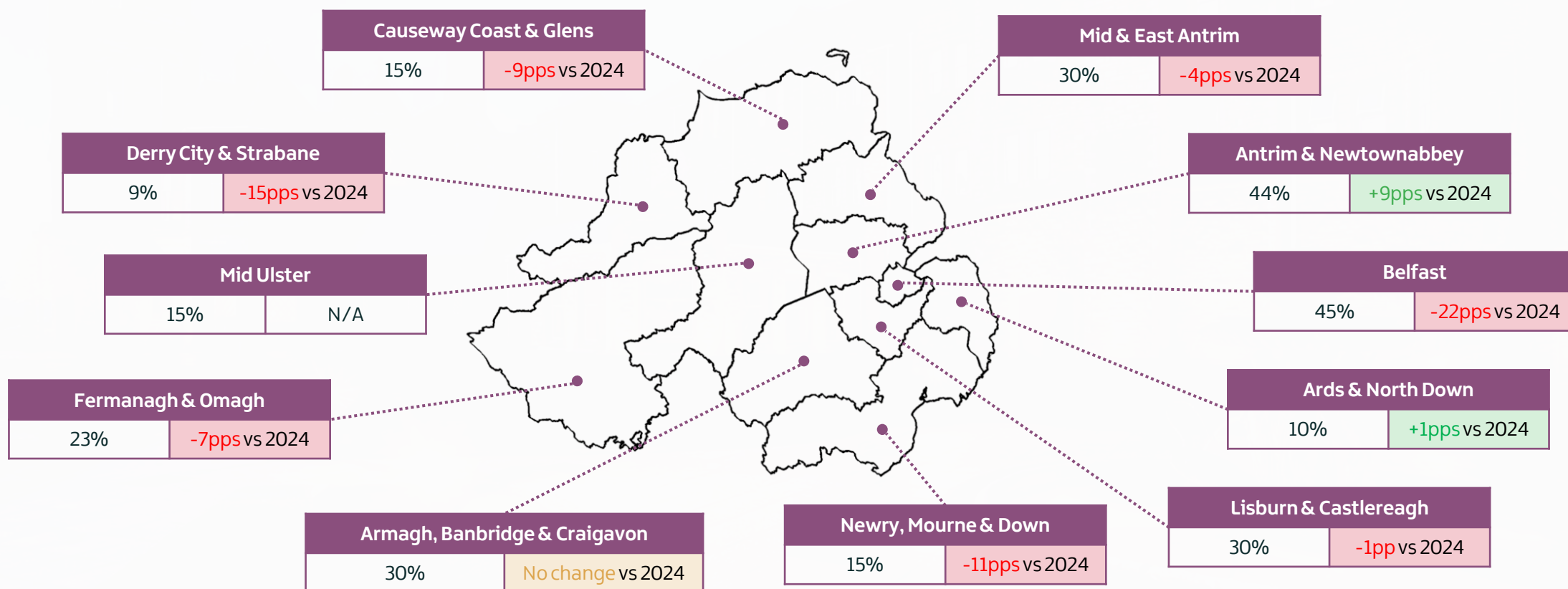
NI YTD '25 Bed Sales vs previous year



NI Accommodation Stock as at end January 2025 vs previous year



Room and bed-space occupancy varied across Local Government Districts (LGDs) for year-to-date (January-February) 2025. Belfast LGD recorded the highest room occupancy (45%), followed by Antrim & Newtownabbey (44%). Figures are not available for some LGDs due to the sample size being too small to provide a reliable estimate.



Notes:

- The Northern Ireland Statistics & Research Agency (NISRA) collect hotel and small service accommodation data through their monthly hotel survey and small service survey using a census of Northern Ireland accommodation.
- Small Service accommodation is made up of guesthouses, guest accommodation and B&Bs. Further information on the accommodation categories can be found [here](#).
- Stock used for monthly occupancy is based on the stock at the end of previous month.
- The data has been weighted for non-response, assuming no non-response bias and weighted by local authority and size. Due to different response rates to different parts of the questionnaire, there are different weights for arrivals, guests and weekend/weekday splits.
- Local government district data can only be provided when the sample size is large enough to provide a reliable estimate.



TOURISM
NORTHERN
IRELAND

Data correct as of 01/04/2024